



INTELLIGENT BASIN SENSOR TAP

PRODUCT CODE: EM1201

The Intelligent Basin Sensor Tap automatically detects hand movement and activates water through infrared sensor technology suitable for hands free, touchless operation.

Ideal for commercial and public bathroom installations.

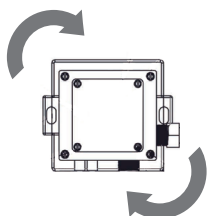
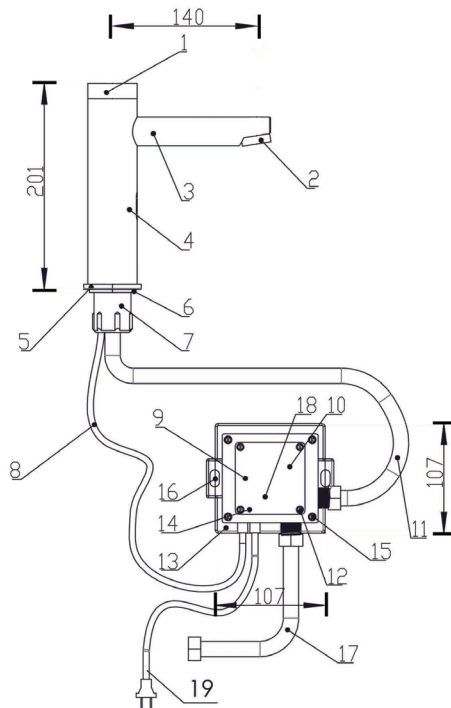
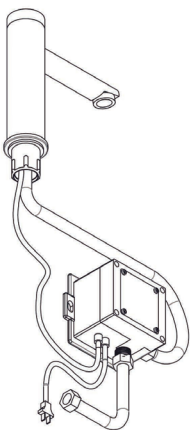
FEATURES:

- / High quality Chrome finish
- / Solid Brass Construction
- / 140mm spout
- / Specified working pressure 50-500KPA
- / Intelligent infrared sensor technology
- / Dual power operation
(Mains or battery - batteries not included)
- / Single temperature - cold or pre-mixed warm water
- / Complies with Australian Standards AS/NZS 3718: 2005
Amdt 1 2006 Amdt 2 2008 Water supply - Tapware

WELS: 6 STAR 5.5 ltr/min

WARRANTY: 5 Year Domestic Warranty*
1 Year Commercial Warranty*

AVAILABLE IN CHROME



* 9. Master Control Unit can be positioned in any direction to suit application

Product Component Identification Reference Table

Ref #	Part Description	QTY
1	Body Cap	1
2	Aerator	1
3	Tap Body	1
4	Sensor	1
5	Dressing Ring	1
6	Fixing Thread	1
7	Fixing Cup Nut	1
8	Waterproofing Cable (690mm)	1
9	Master Control Unit*	1
10	Solenoid Valve	1
11	Flexible Hose (350mm)	1
12	Battery Box Screws	4
13	Master Control Unit Box	1
14	Battery Box Assembly	1
15	Screw - Master Control Unit	4
16	Screw - Wall Fixing Screws (M.C.U)	2
17	Flexible Hose (300mm)	1
18	Waterproofing Cable (185mm)	2
19	DC Power Cable (1300mm)	1